



Mobile Partitions

When you need a temporary security barrier fast, look no further than Cogan mobile partitions. Freestanding modular panels arrive ready to assemble without the need for specialized tools or equipment. Installation is quick and easy.

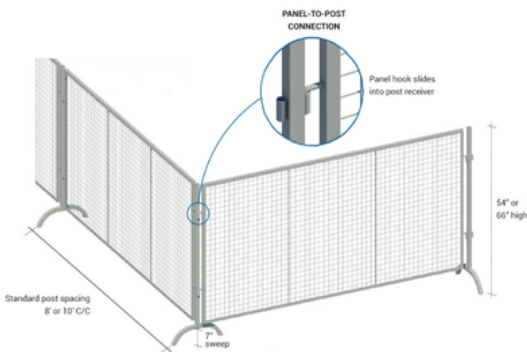
Use mobile partitions to divide workspace, define pedestrian walkways or enclose machinery for repairs. Structurally framed 2"x2"x10GA welded wire mesh panels create a strong physical barrier between workers and potential hazards.

The modular system means panels can be disassembled, stored and reconfigured at any time. Panel hooks simply slide into post receivers for a secure perimeter that is ready for use in minutes. Posts feature a welded elevated base with a 7" sweep. This allows for the easy passage of any electrical wires, cables or hoses that may be required for repair work. Powder-coated in Cogan grey for a long lasting, maintenance-free paint finish.

Overview

This partition system features freestanding posts up to 66" high (5.5' including 7" sweep). Standard post spacing is 8' to 10' center-to-center. Ideal for creating a temporary security barrier in any manufacturing or warehouse facility. Panels are made of 2" x 2" x 10 GA welded wire mesh framed in 1 1/4" x 1 1/4" x 12GA structural angle with one or two welded 1/2" ø reinforcement rods.

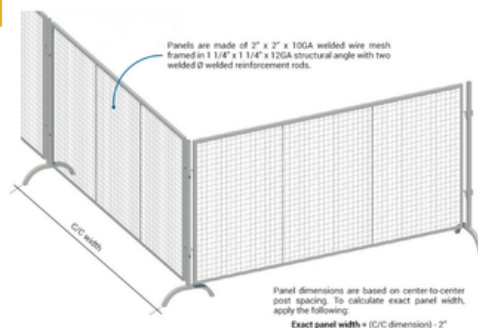
Posts - Freestanding



Overview

This partition system features freestanding posts up to 66" high (5.5' including 7" sweep). Standard post spacing is 8' to 10' center-to-center. Ideal for creating a temporary security barrier in any manufacturing or warehouse facility. Panels are made of 2" x 2" x 10 GA welded wire mesh framed in 1 1/4" x 1 1/4" x 12GA structural angle with one or two welded 1/2" ø reinforcement rods.

Panels



Overview

Panels are made of 2" x 2" x 10 GA welded wire mesh framed in 1 1/4" x 1 1/4" x 12GA structural angle with one or two welded 1/2" ø reinforcement rods.



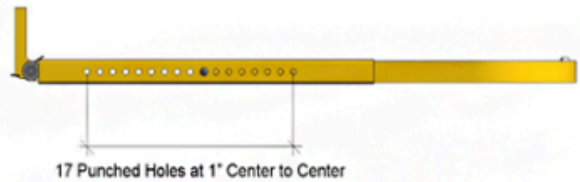
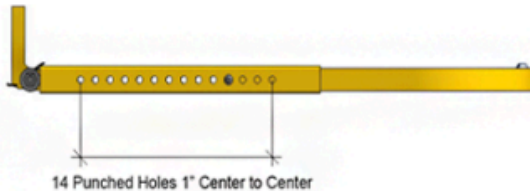
Self-Closing Safety Gate



Overview

The 24" to 36" adjustable gate is sized with (14) $\text{Ø}7/16$ " punched holes spaced 1" apart center to center. The 33" to 48" adjustable gate is sized with (16) $\text{Ø}7/16$ " punched holes spaced 1" apart center to center. Spring-loaded hinges allow the gate close automatically, reducing the risk of unknowingly walking or backing into the opening. The flexibility of the spring allows the safety gate to swing back and forth, making both sides of the gate easily accessible. Powder-coated safety yellow paint finish.

BOLT SPACING



OVERALL LENGTH

